



# Applying to vote by post in the European elections of 9 June 2024

[MyGuichet.lu](https://myguichet.lu)



This procedure is also available in the mobile application!



# Content of this tutorial

- [Until when can I apply to vote by post?](#)
- [What do I need to apply to vote by post?](#)
- [Completing the form](#)
- [Signature](#)
- [Sending](#)

# Until when can I apply to vote by post?

**30 April 2024**

if the polling card needs to be sent abroad

**15 May 2024**

if the polling card needs to be sent to a place in Luxembourg

# What do I need to apply to vote by post?

**Authentication device**  
(LuxTrust product or Luxembourg eID)

**Private eSpace  
on MyGuichet.lu**



How can I create a **private eSpace** on MyGuichet.lu?

# Steps in the procedure

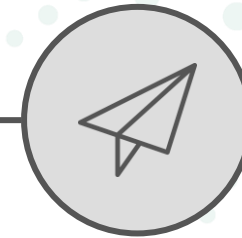
Completing the form



Signature



Sending



# Step 1/3

Completing the form

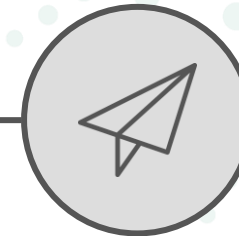


Step in progress

Signature

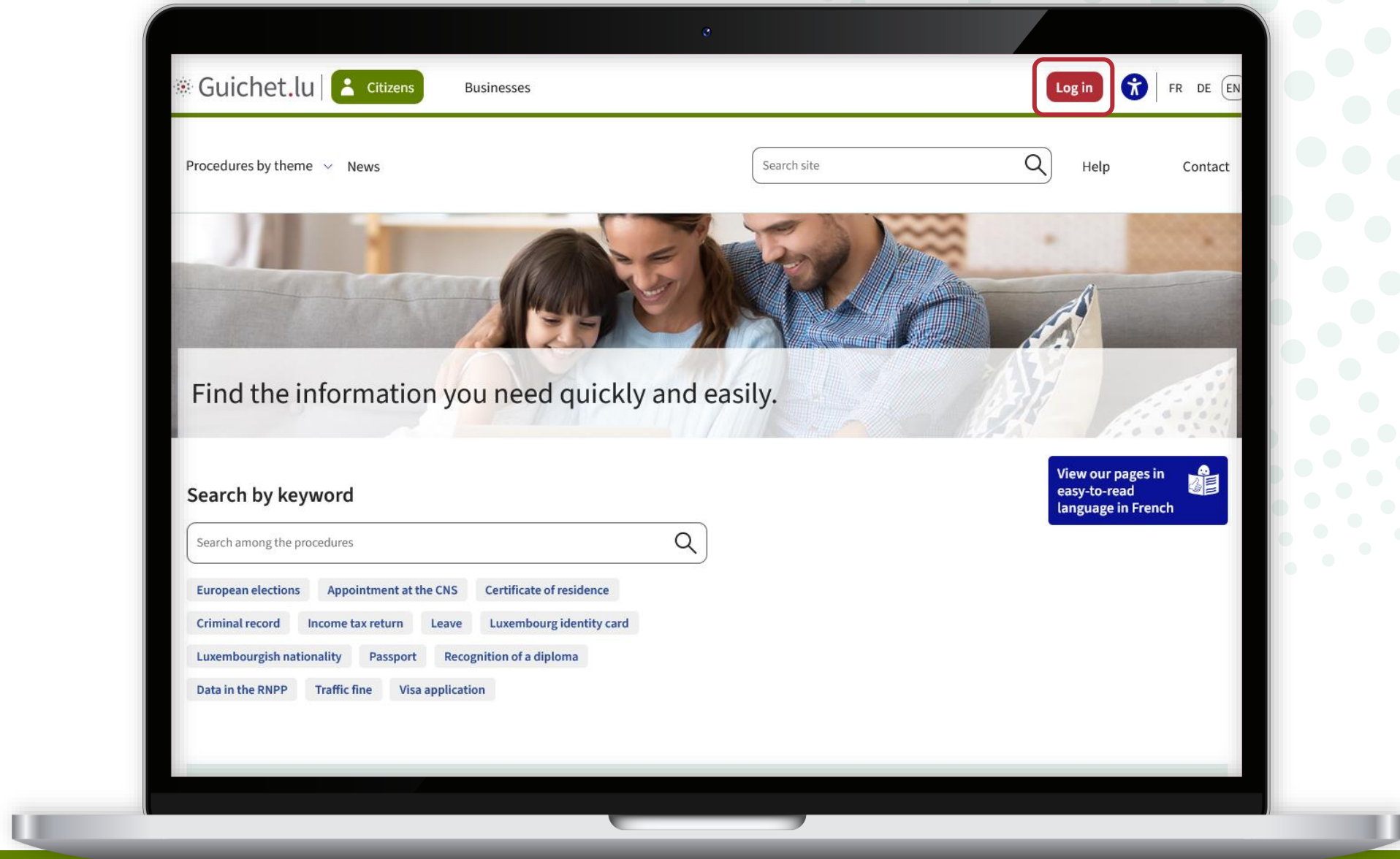


Sending



1


Click on '**Log in**'.





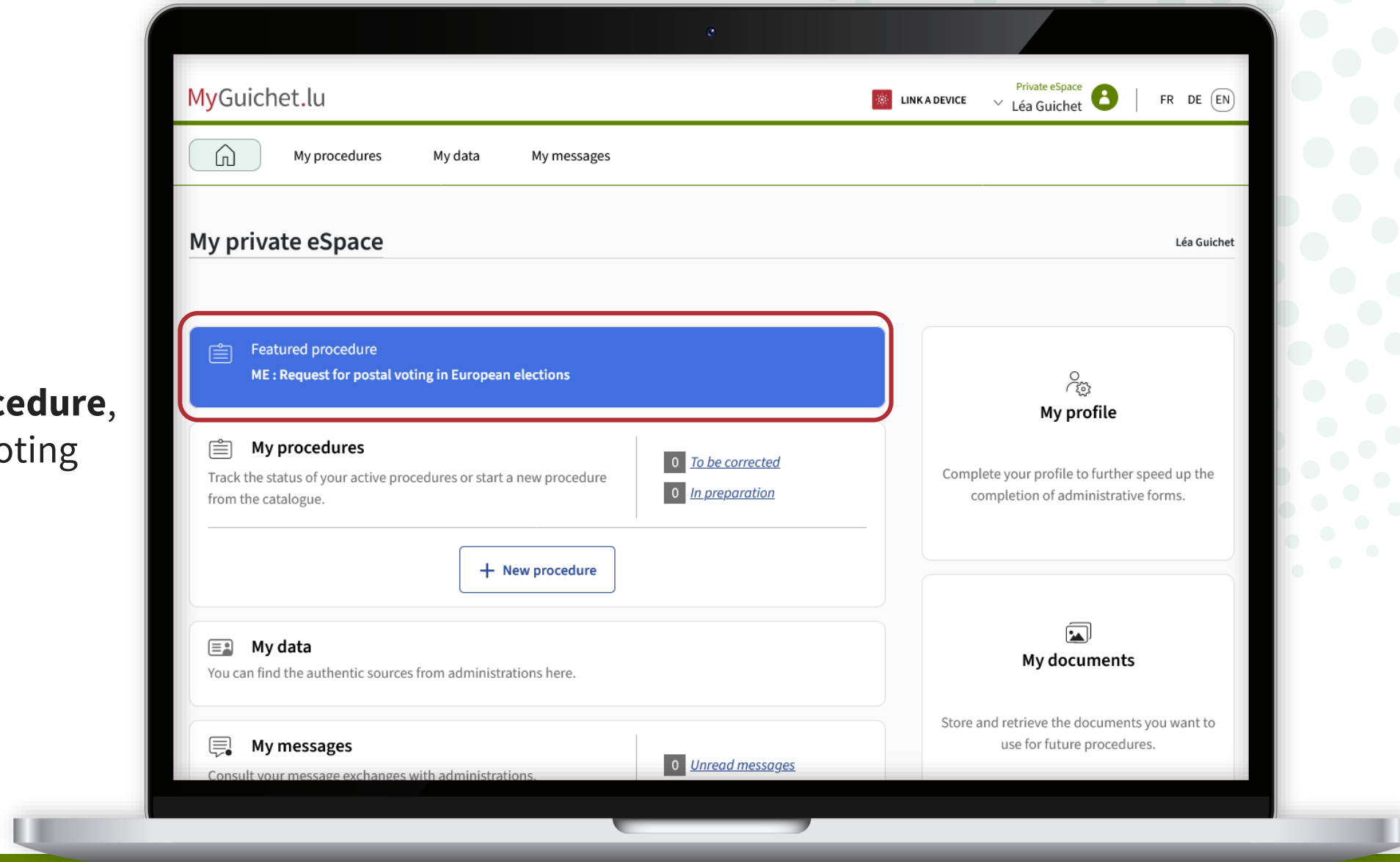
2

Follow the steps that correspond to your **authentication device**.



3

Click on the **featured procedure**, which for the moment is voting by post.





Given that this is an **authenticated procedure**, your data from the National Registry of Natural Persons (RNPP) is already filled in.

**MyGuichet.lu** LÉA GUICHET

## Request for postal voting in European elections

### Steps filling

- Requesting a postal vote

### Requesting a postal vote

Online applications for postal voting for European elections are now open :

- until the 30/04/2024 for ballot papers to be sent to an address abroad,
- until the 15/05/2024 for ballot papers to be sent to a Luxembourg address.

If your application for postal voting is refused, the commune will inform you by post.

#### Applicant

Name	Guichet
First name	Léa
Identification number	[REDACTED]
Birth date	14/02/1995
Place of birth	LUXEMBOURG
Nationality/ies	Luxembourger

#### Usual place of residence

Country	Luxembourg
Postcode	

4

Please indicate whether your **address** from the RNPP is correct.

Place of birth LUXEMBOURG

Nationality/ies Luxembourger

**Usual place of residence**

Country Luxembourg

Postcode L-2240

Town/city Luxembourg

Street Rue Notre-Dame

Street number 11

Additional address component /

Is this address from the National Registry of Natural Persons correct?\*  Yes  No \*

I wish to receive the voting papers at a different address\*  Yes  No \*

I hereby declare under oath that I have not been stripped of the right to vote by virtue of either Article 64 of the Constitution or Article 6 of the Electoral Law.\*

RESUME LATER

CONTINUE >

5

Specify whether you wish to receive the polling card at an **address other** than your home address

Place of birth LUXEMBOURG

Nationality/ies Luxembourger

Usual place of residence

Country Luxembourg

Postcode L-2240

Town/city Luxembourg

Street Rue Notre-Dame

Street number 11

Additional address component

Is this address from the National Registry of Natural Persons correct?\*  Yes  No \*

I wish to receive the voting papers at a different address\*  Yes  No \*

I hereby declare under oath that I have not been stripped of the right to vote by virtue of either Article 64 of the Constitution or Article 6 of the Electoral Law.\*

RESUME LATER

CONTINUE >

6

Fill in the **mandatory fields** marked with a \*.

Additional address component

Is this address from the National Registry of Natural Persons correct?\*  Yes  No \*

I wish to receive the voting papers at a different address\*  Yes  No \*

**Mailing address**

Country\*  \*

Postcode\*

Town/city\*

Street\*

Street number

Additional address component

The telephone number is required by the courier companies for sending the mail abroad.

Phone\*  \* ?

I hereby declare under oath that I have not been stripped of the right to vote by virtue of either Article 64 of the Constitution or Article 6 of the Electoral Law.\*

7

Please confirm that you **are not excluded from the electorate** by ticking the box provided.

Place of birth LUXEMBOURG

Nationality/ies Luxembourger

**Usual place of residence**

Country Luxembourg

Postcode L-2240

Town/city Luxembourg

Street Rue Notre-Dame

Street number 11

Additional address component

Is this address from the National Registry of Natural Persons correct?\*  Yes  No \*

I wish to receive the voting papers at a different address\*  Yes  No \*

I hereby declare under oath that I have not been stripped of the right to vote by virtue of either Article 64 of the Constitution or Article 6 of the Electoral Law.\*

RESUME LATER

CONTINUE >

Click on '**Continue**' to complete filling in the form.

The screenshot shows a registration form on a laptop screen. The form is titled 'Usual place of residence' and contains the following fields and options:

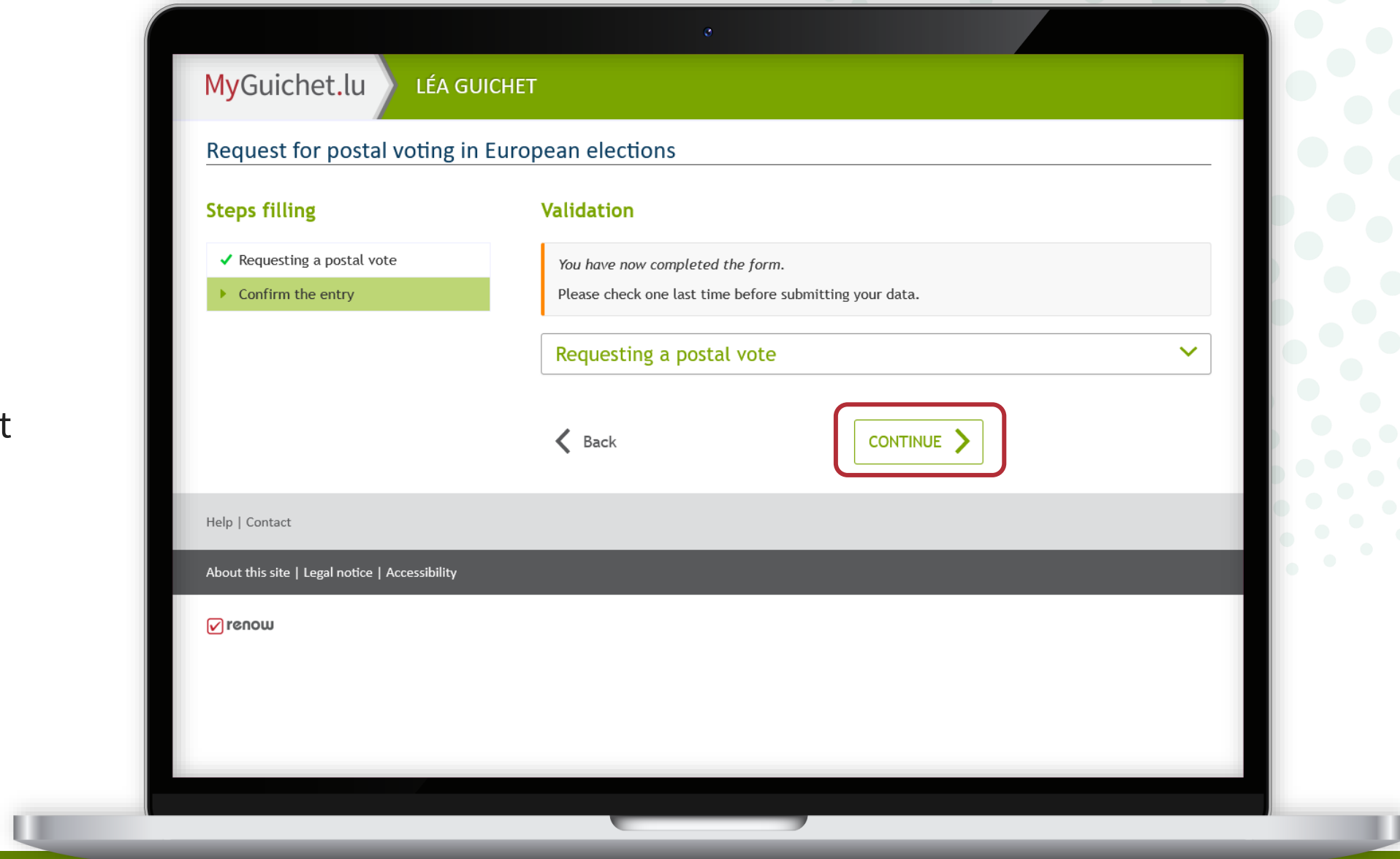
- Place of birth:** LUXEMBOURG
- Nationality/ies:** Luxembourger
- Usual place of residence:**
  - Country:** Luxembourg
  - Postcode:** L-2240
  - Town/city:** Luxembourg
  - Street:** Rue Notre-Dame
  - Street number:** 11
  - Additional address component:** (empty field with a pencil icon)
- Is this address from the National Registry of Natural Persons correct?\***  Yes  No \*
- I wish to receive the voting papers at a different address\***  Yes  No \*
- I hereby declare under oath that I have not been stripped of the right to vote by virtue of either Article 64 of the Constitution or Article 6 of the Electoral Law.\*

At the bottom right of the form, there are two buttons: 'RESUME LATER' and 'CONTINUE >'. The 'CONTINUE >' button is highlighted with a red rectangular border.



9

Click on '**Continue**' to start signing.



# Step 2/3

Completing the form



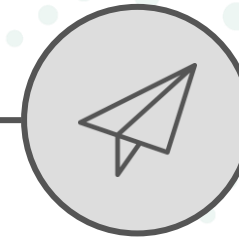
Step completed

Signature



Step in progress

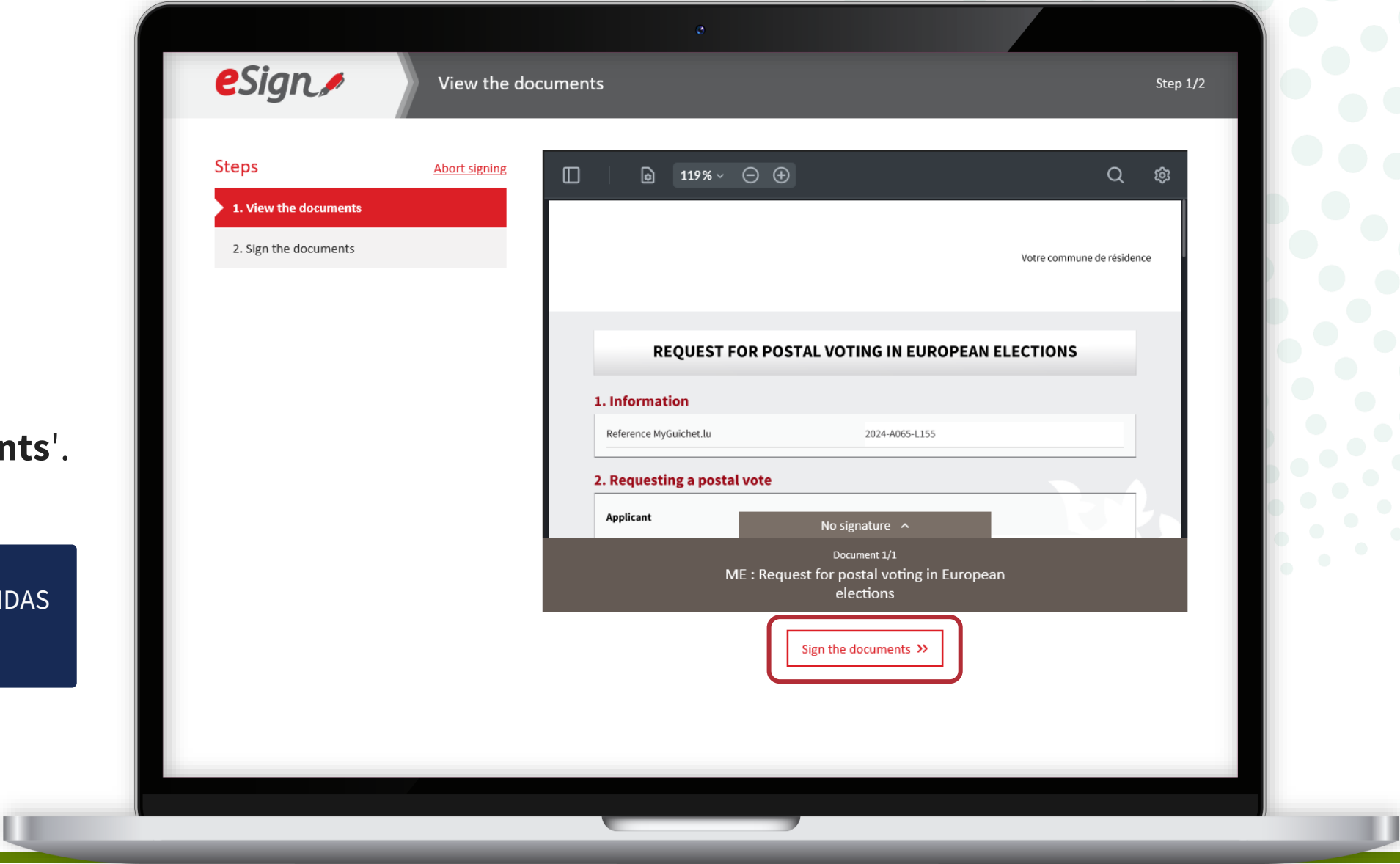
Sending



10

Click on '**Sign the documents**'.

! Please note that signing with an eIDAS product **is not possible**.



Select whether you want to sign using:

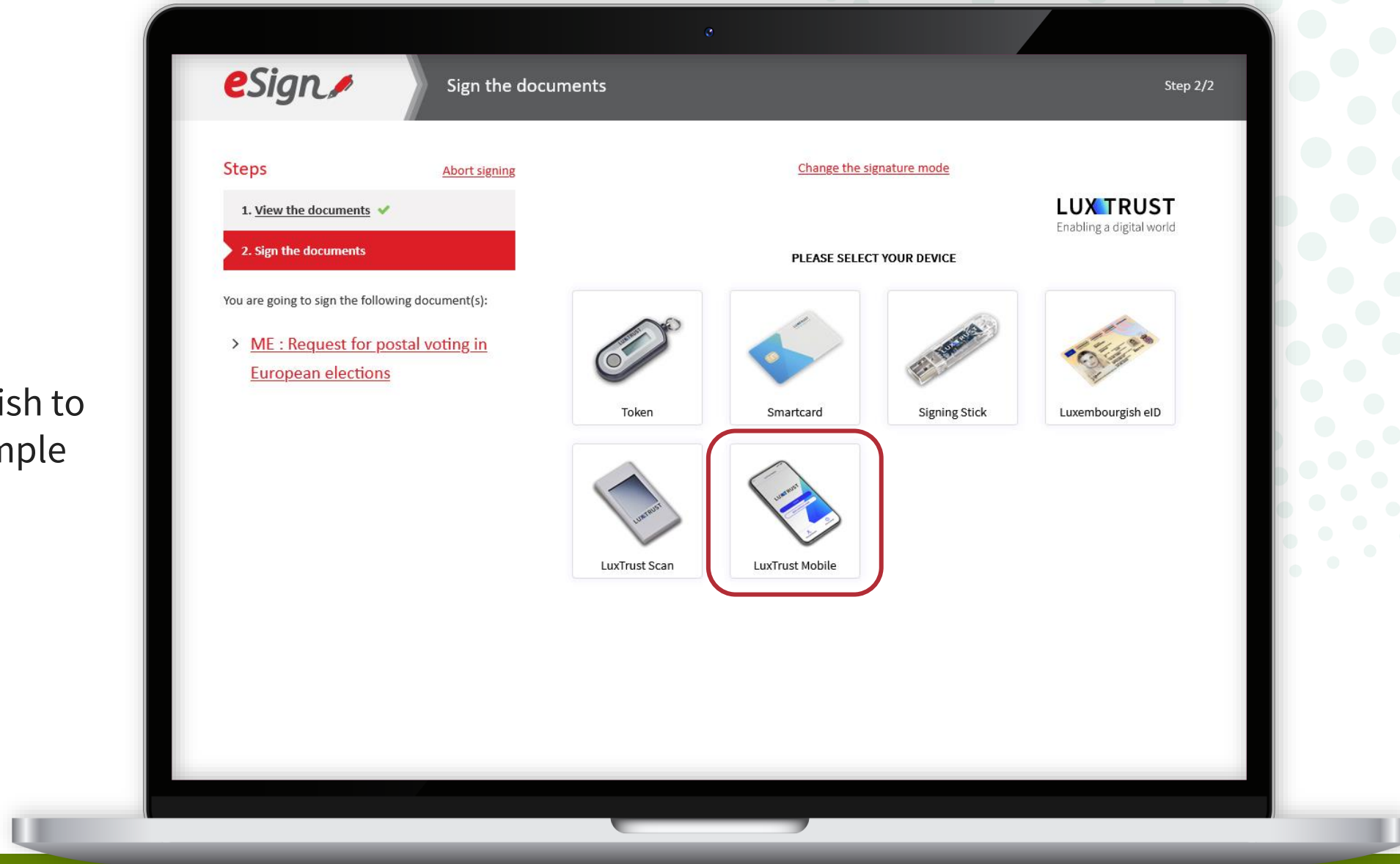
- a LuxTrust product; **or**
- the GouvID mobile app.

The screenshot displays the eSign web interface. At the top, the logo 'eSign' is on the left, 'Sign the documents' is in the center, and 'Step 2/2' is on the right. Below the logo, there are two steps: '1. View the documents' with a green checkmark, and '2. Sign the documents' which is highlighted in red. To the right of the steps is a link for 'Abort signing'. Below the steps, it says 'You are going to sign the following document(s):' followed by a link: '> ME : Request for postal voting in European elections'. On the right side of the screen, there is a heading 'You must select a signing device in order to perform the signature.' followed by a grey bar labeled 'SELECT A SIGNING DEVICE'. Below this bar are two options: 'LUXTRUST' with an illustration of a signing stick, smartcard, and eID card, and 'GouvID' with an illustration of a mobile device and a GouvID application. Below the LUXTRUST illustration, it says 'Sign using a LuxTrust product (token, smartcard, signing stick, Luxtrust Mobile) or an eID card'. Below the GouvID illustration, it says 'Sign using a mobile device and the GouvID application'.

12

LUXTRUST

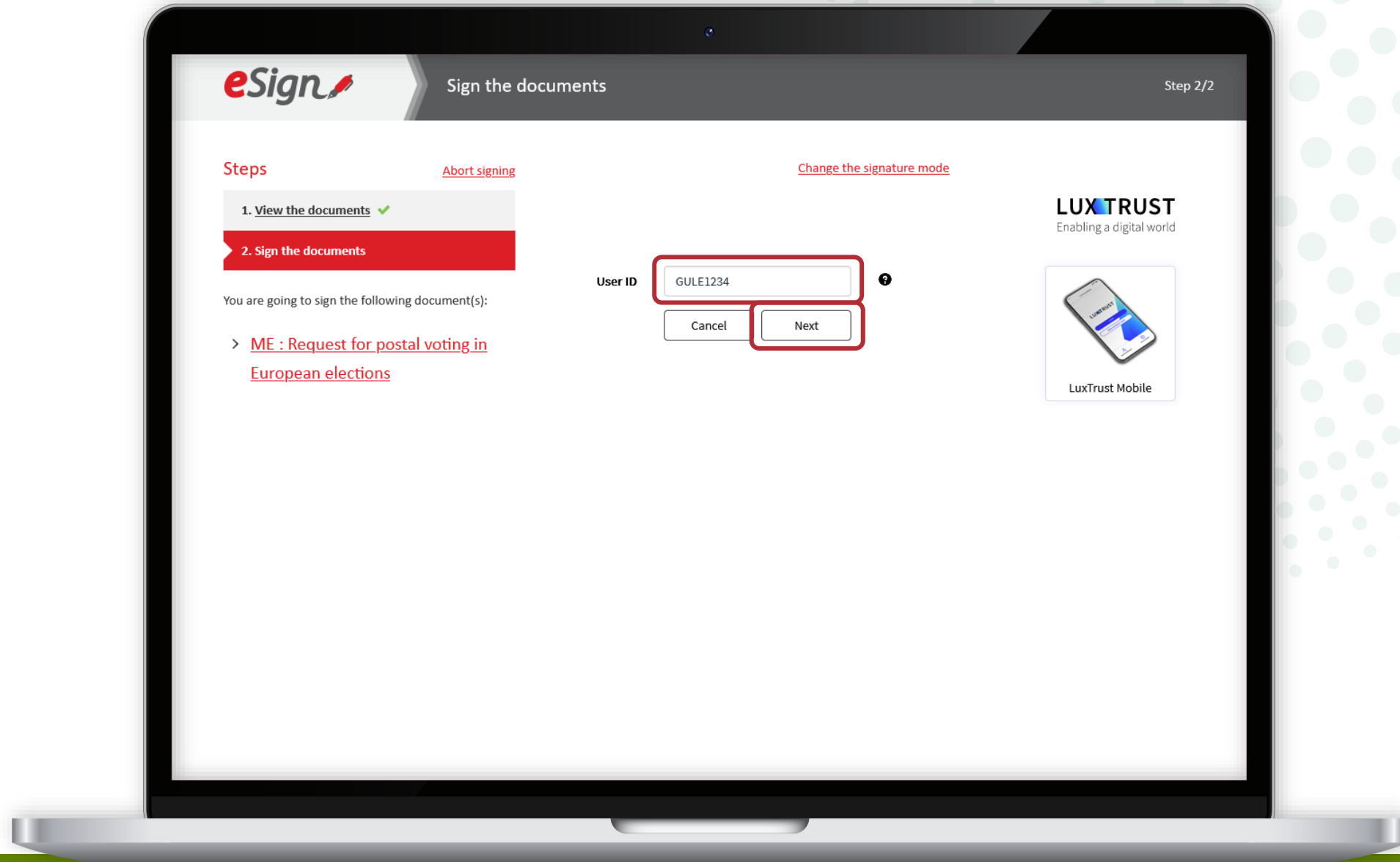
Choose the product you wish to use for signing (in the example given - **LuxTrust Mobile**).



13

LUXTRUST

1. Enter your **user ID**.
2. Click on '**Next**'.

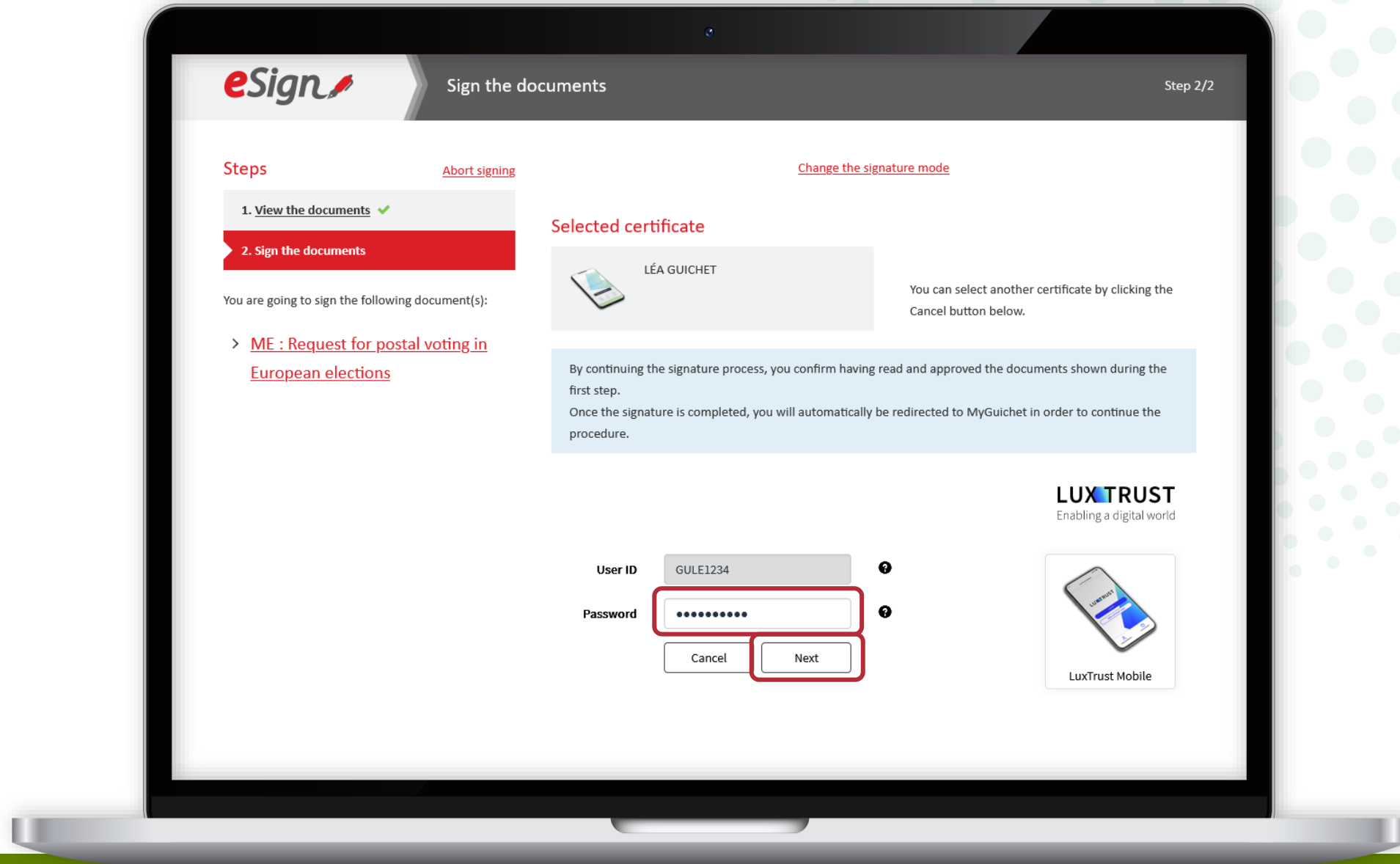


14

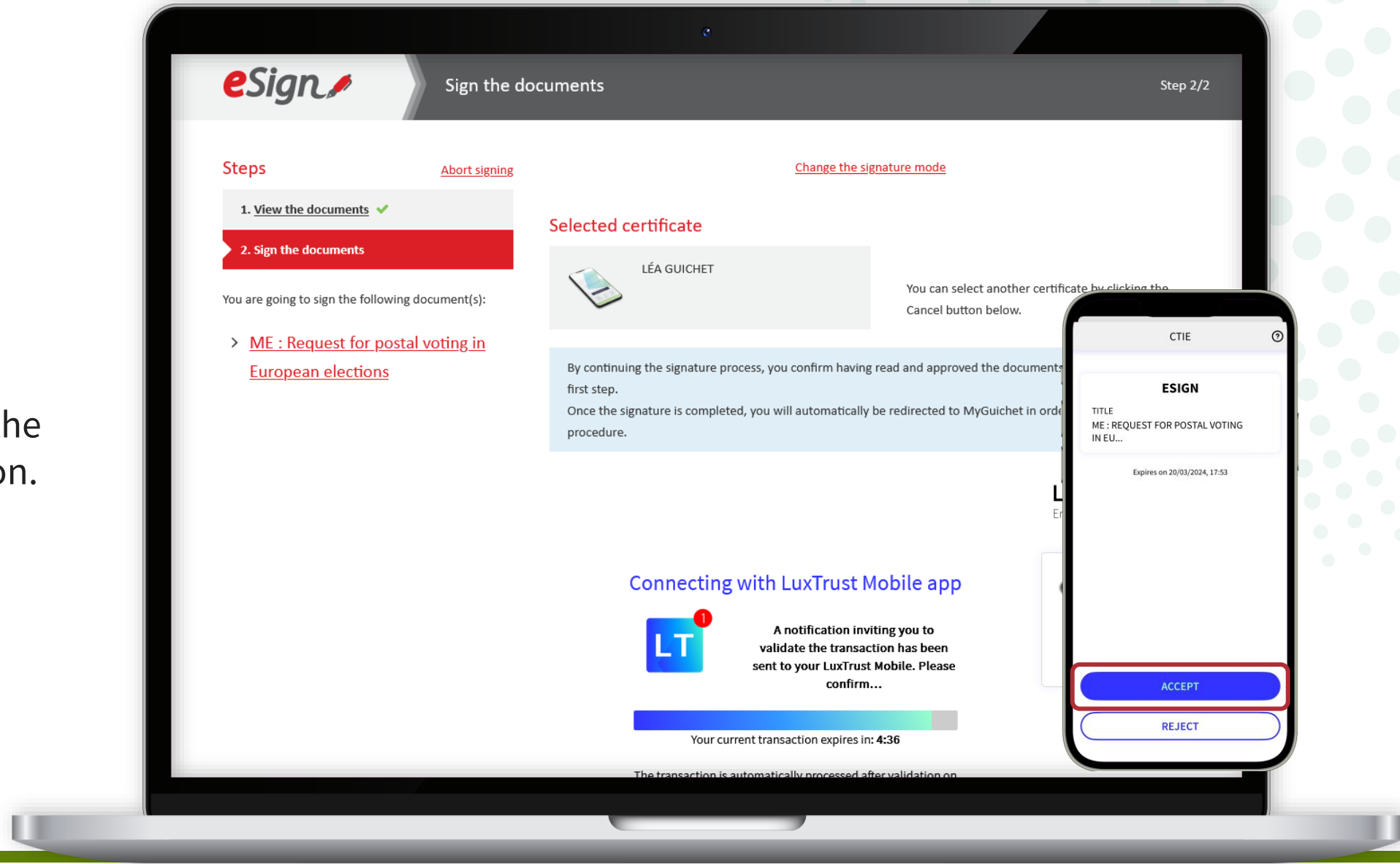
LUXTRUST

3. Enter your **password**.

4. Click on '**Next**'.



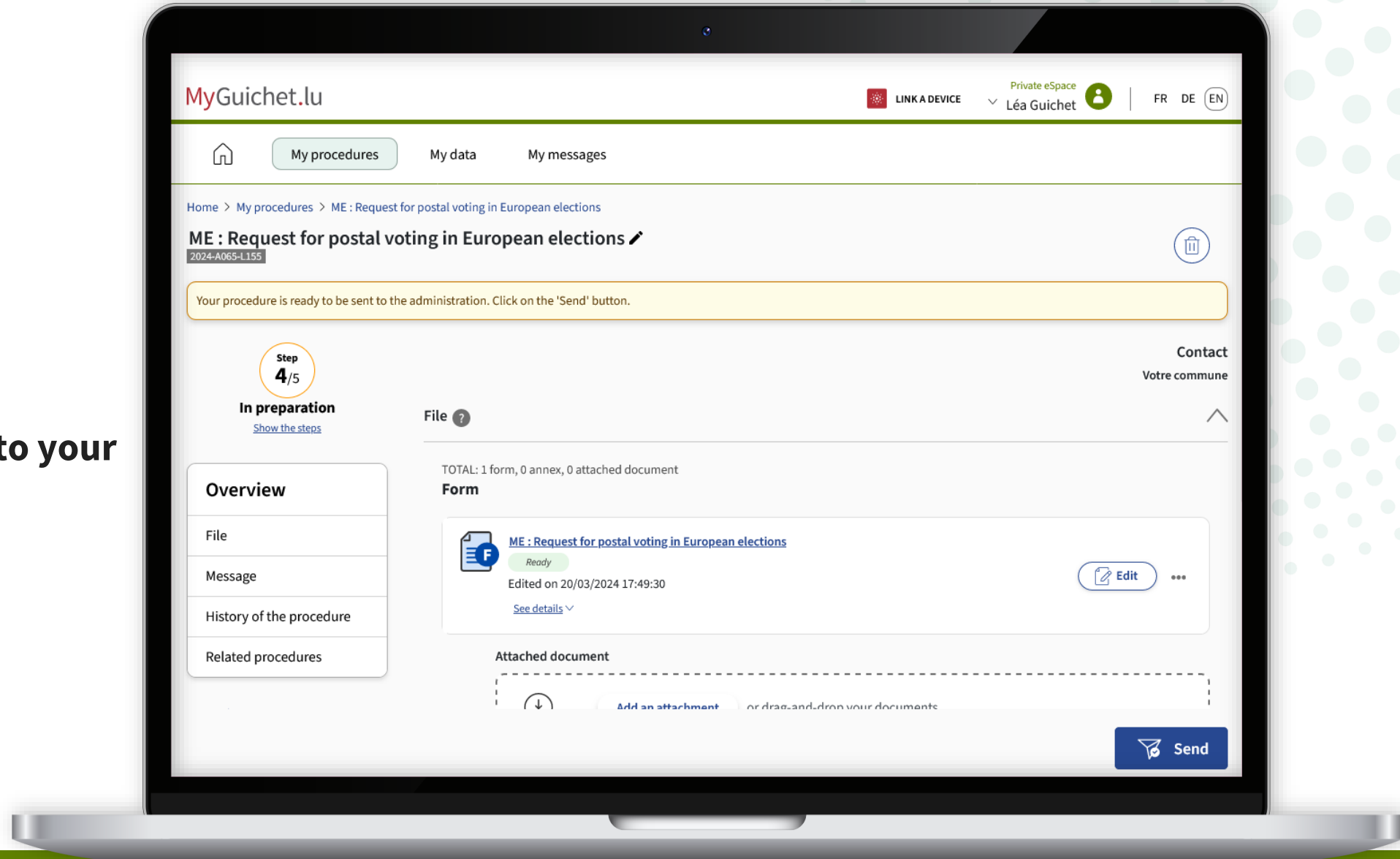
Accept the signature via the LuxTrust mobile application.







After signing, you are automatically **redirected to your private eSpace.**





**Please note: your application has not yet been transmitted to your commune of residence.**

Please check that you have followed the steps below.

# Step 3/3

Completing the form




Step completed

Signature



Step completed

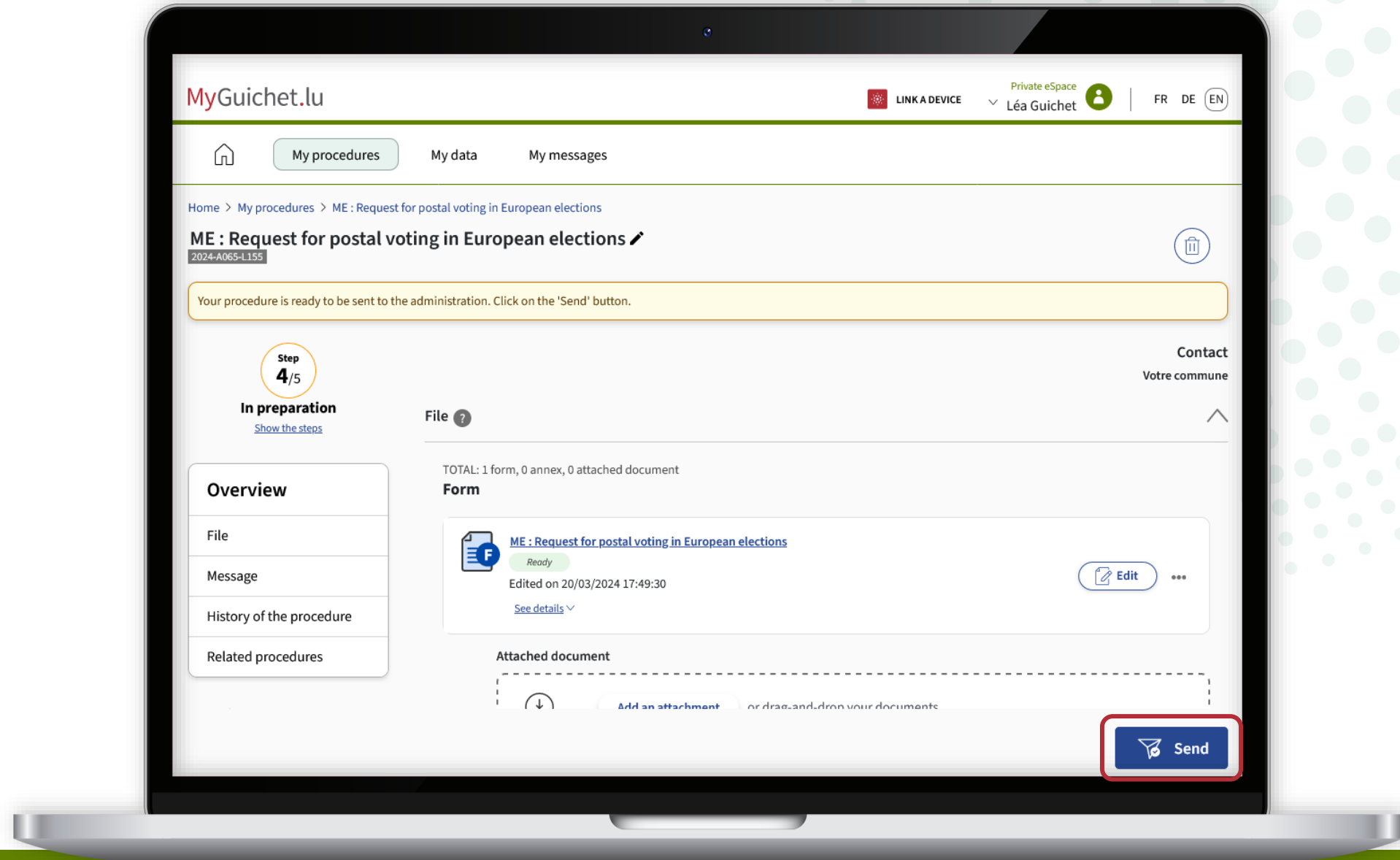
Sending



Step in progress

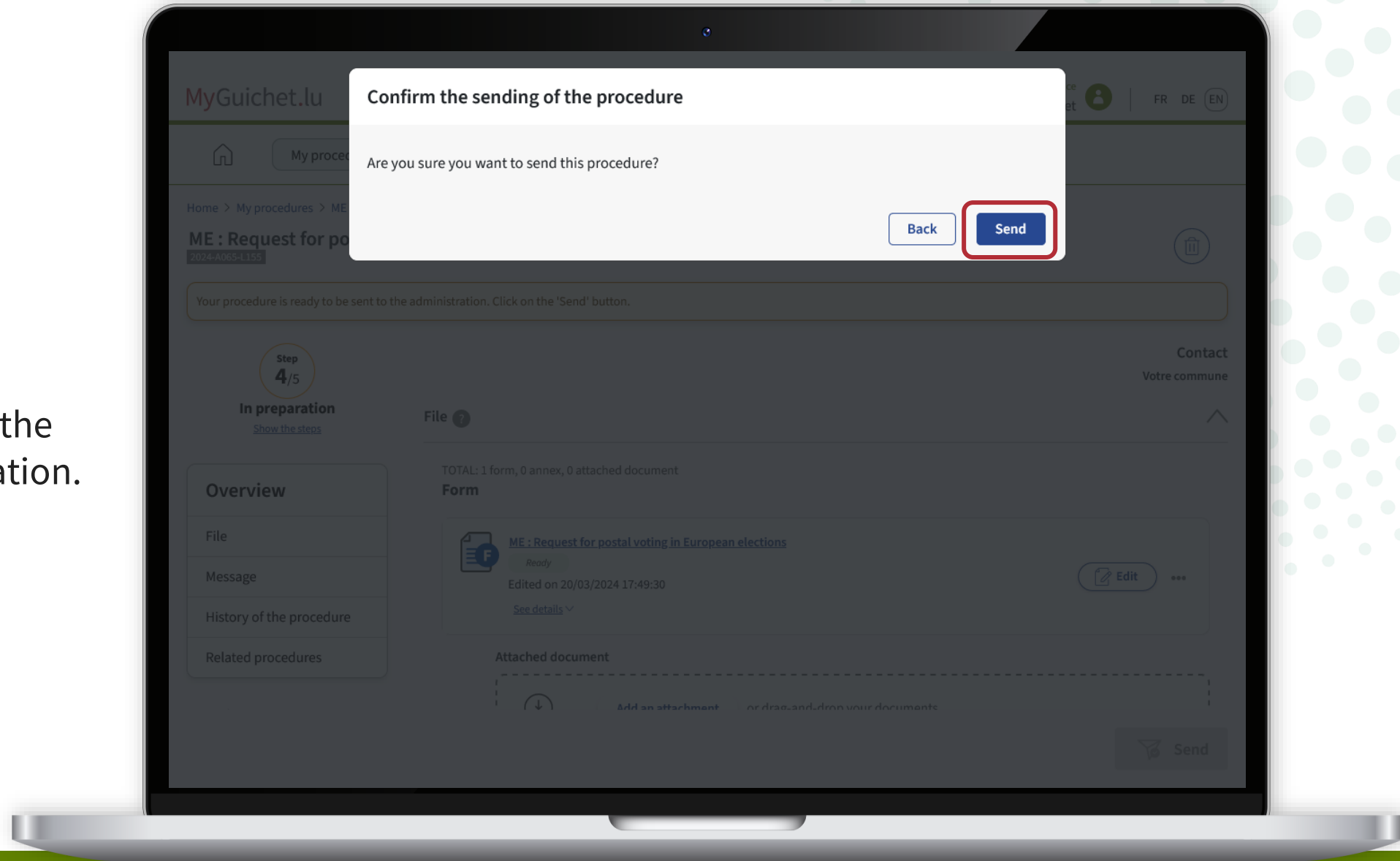


Click on 'Send'.



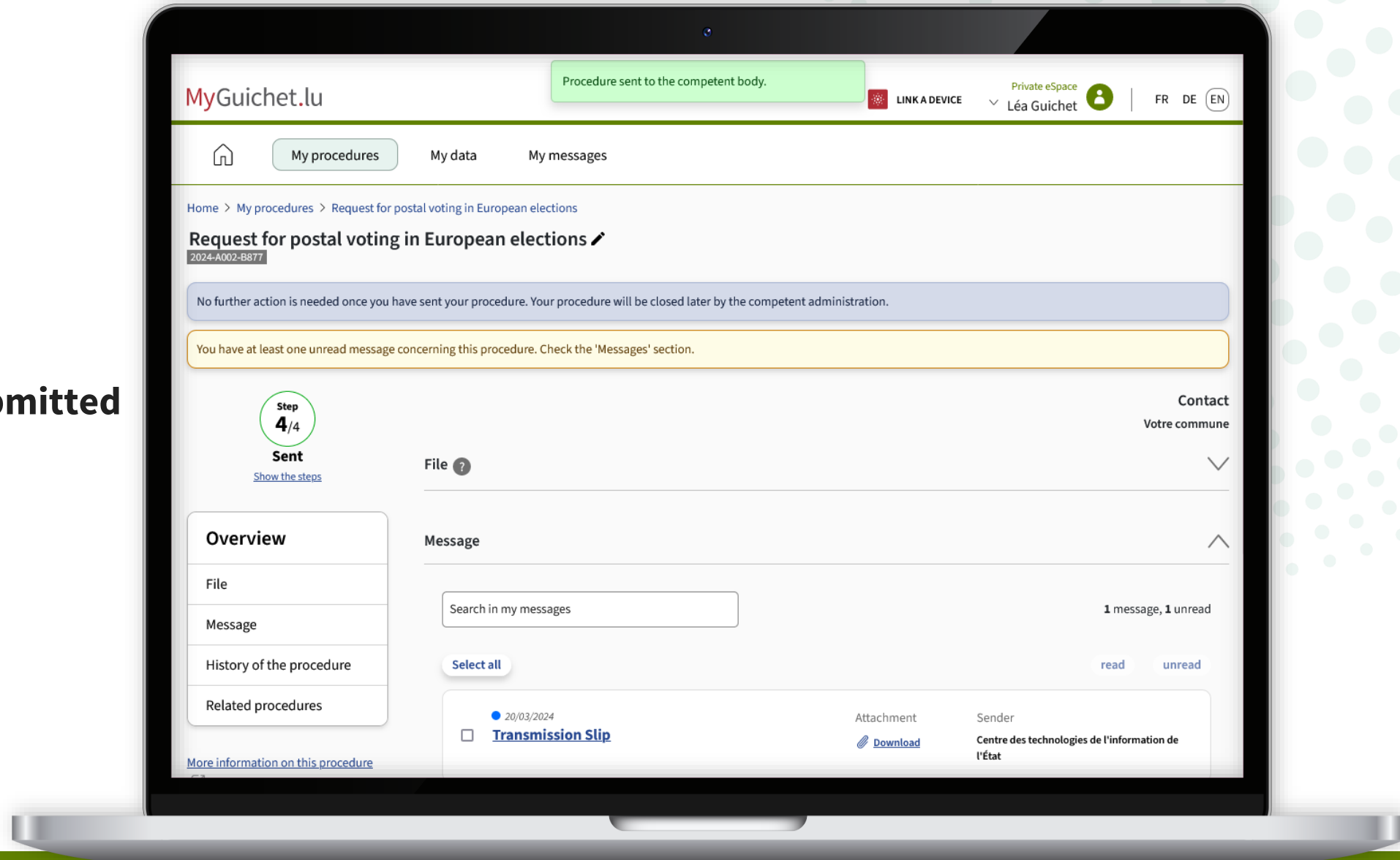


Click on '**Send**' to confirm the submission of your application.



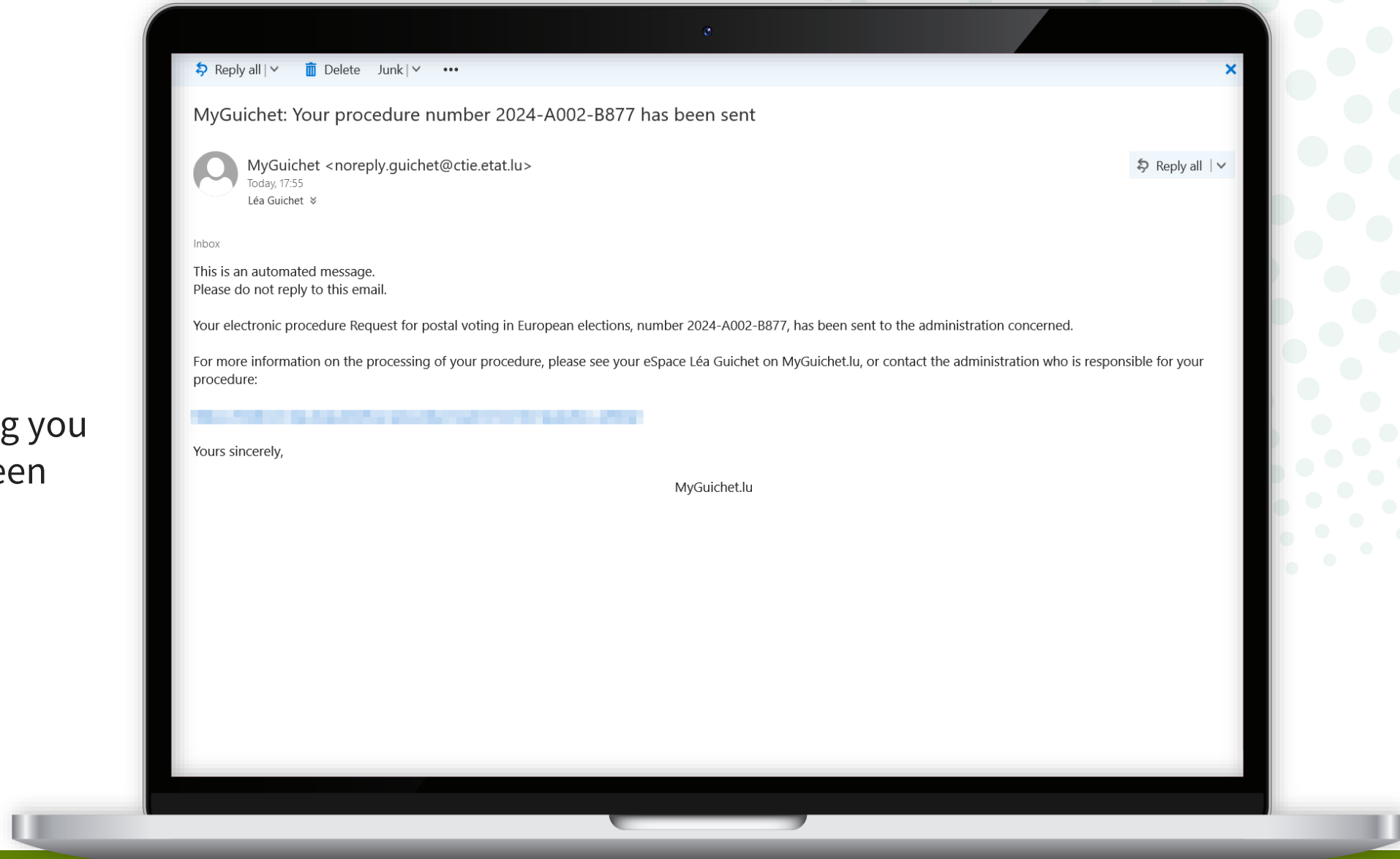


You have **successfully submitted** your application to your commune of residence!





You will also receive an **automatic email** informing you that the application has been successfully submitted.



# You have successfully completed all the steps of the procedure!


Completing the form



Signature



Sending







If your application for a postal voting is accepted, your commune of residence will send you your polling card by **registered mail**.

# Need help?



Online form

**(+352) 247-82 000**

Monday to Friday from  
08.00 to 18.00



**11, Rue Notre-Dame  
L-2240 Luxembourg**

Monday to Friday from  
08.00 to 17.00





**Guichet.lu**

11, Rue Notre-Dame  
L-2240 Luxembourg  
(+352) 247-82 000



**Published by:**

Government IT Centre (*Centre des technologies de l'information de l'État – CTIE*)



**Date of last update:**

20 March 2024